








































## X-PRIVILO H/T

### HIGHWAY TERRAIN



Wheel Diameter	Item No.	Sizes Description	Sidewall Description	Standard Rim	Section Width (mm)	OA. Diameter (mm)	Max. Pressure (kpa/psi)				dB
16	RF10R1601	215/70R16 100H	BSW	6.5	221	708	300/44	C	C		70
	RF10R1602	225/70R16 107HXL	BSW	6.5	228	722	340/50	C	C		70
	RF10R1603	235/60R16 100H	BSW	7.0	240	688	300/44	C	C		70
	RF10R1609	235/65R16 107HXL	BSW	7.0	240	712	340/50	C	C		70
	RF10R1604	235/70R16 106H	BSW	7.0	240	736	300/44	C	C		70
	RF10R1605	245/70R16 111HXL	BSW	7.0	248	750	340/50	C	C		70
	RF10R1610	255/65R16 109H	BSW	7.5	262	737	300/44	C	C		71
	RF10R1606	255/70R16 111H	BSW	7.5	260	764	300/44	C	C		71
	RF10R1607	265/70R16 112H	BSW	8.0	272	778	300/44	C	C		71
RF10R1608	275/70R16 114H	BSW	8.0	279	792	300/44	C	C		71	
17	RF10R1701	215/60R17 100HXL	BSW	6.5	221	690	340/50	C	C		70
	RF10R1702	215/65R17 99H	BSW	6.5	221	710	300/44	C	C		70
	RF10R1703	225/60R17 99H	BSW	6.5	228	702	300/44	C	C		70
	RF10R1704	225/65R17 102H	BSW	6.5	228	724	300/44	C	C		70
	RF10R1705	235/60R17 106HXL	BSW	7.0	240	714	340/50	C	C		70
	RF10R1706	235/65R17 108HXL	BSW	7.0	240	738	340/50	C	C		70
	RF10R1707	245/65R17 111HXL	BSW	7.0	248	750	340/50	C	C		70
	RF10R1708	245/70R17 110H	BSW	7.0	248	776	300/44	C	C		70
	RF10R1709	255/60R17 110VXL	BSW	7.5	260	738	340/50	C	C		71
	RF10R1710	255/65R17 110H	BSW	7.5	260	764	300/44	C	C		71
	RF10R1711	265/65R17 112H	BSW	8.0	272	776	300/44	C	C		71
	RF10R1712	265/70R17 115H	BSW	8.0	272	804	300/44	C	C		71
	RF10R1713	275/65R17 115H	BSW	8.0	279	791	300/44	C	C		71
	RF10R1714	285/65R17 116H	BSW	8.5	292	802	300/44	C	C		72
18	RF10R1801	225/55R18 98H	BSW	7.0	233	705	300/44	C	C		70
	RF10R1809	225/60R18 100V	BSW	6.5	228	727	340/50	C	C		70
	RF10R1802	235/60R18 107VXL	BSW	7.0	240	738	340/50	C	C		70
	RF10R1811	235/65R18 110HXL	BSW	7.0	240	763	340/50	C	C		71
	RF10R1803	245/60R18 105H	BSW	7.0	248	751	300/44	C	C		70
	RF10R1804	255/55R18 109VXL	BSW	8.0	265	737	340/50	C	C		71
	RF10R1805	255/60R18 112VXL	BSW	7.5	275	763	340/50	C	C		71
	RF10R1810	255/70R18 113H	BSW	7.5	260	815	300/44	C	C		71
	RF10R1806	265/60R18 110H	BSW	8.0	272	775	300/44	C	C		71
	RF10R1812	265/65R18 114H	BSW	8.0	272	801	300/44	C	C		71
	RF10R1807	275/65R18 116H	BSW	8.0	279	815	300/44	C	C		71
RF10R1808	285/60R18 120HXL	BSW	8.5	290	802	340/50	C	C		72	