






























X-PRIVILEO VS450

WINTER COMMERCIAL VAN



Wheel Diameter	Item No.	Sizes Description	Sidewall Description	Standard Rim	Section Width (mm)	OA. Diameter (mm)	Max. Pressure (kpa/psi)				dB
14	VS450CR1401	165/70R14C 89/87R	BSW	5.0	170	588	375 /54	E	B		72
	VS450CR1402	175/65R14C 90/88T	BSW	5.0	177	584	375 /54	E	B		72
	VS450CR1403	175/70R14C 95/93T	BSW	5.0	177	602	375 /54	E	B		72
	VS450CR1404	175R14C 99/98R	BSW	5.0	178	634	450 /65	C	B		72
	VS450CR1405	185R14C 102/100R	BSW	5.5	188	650	450 /65	C	B		72
	VS450CR1406	195R14C 106/104R	BSW	5.5	198	666	450/65	C	B		72
15	VS450CR1501	195/70R15C 104/102R	BSW	6.0	201	655	450 /65	C	B		72
	VS450CR1502	205/70R15C 106/104R	BSW	6.0	209	669	450 /65	C	B		72
	VS450CR1503	215/70R15C 109/107R	BSW	6.5	221	683	450 /65	C	B		72
	VS450CR1504	225/70R15C 112/110R	BSW	6.5	228	697	450 /65	C	B		72
16	VS450CR1601	175/75R16C 101/99R	BSW	5.0	177	668	475 /69	C	B		72
	VS450CR1602	185/75R16C 104/102R	BSW	5.0	184	684	475 /69	C	B		72
	VS450CR1603	195/60R16C 99/97T	BSW	6.0	201	640	375 /54	C	B		72
	VS450CR1604	195/65R16C 104/102T	BSW	6.0	201	660	475 /69	C	B		72
	VS450CR1605	195/75R16C 107/105R	BSW	5.5	196	698	475 /69	C	B		72
	VS450CR1606	195/75R16C 110/108R	BSW	5.5	196	698	525 /76	C	B		72
	VS450CR1607	205/65R16C 107/105R	BSW	6.0	209	672	475 /69	C	B		72
	VS450CR1608	205/75R16C 110/108R	BSW	5.5	203	714	475 /69	C	B		72
	VS450CR1609	215/60R16C 103/101R	BSW	6.5	221	664	375 /54	C	B		72
	VS450CR1610	215/65R16C 109/107R	BSW	6.5	221	686	475 /69	C	B		72
	VS450CR1611	215/75R16C 113/111R	BSW	6.0	216	728	475 /69	C	B		72
	VS450CR1615	215/75R16C 116/114R	BSW	6.0	216	728	525 /76	C	B		72
	VS450CR1612	225/65R16C 112/110R	BSW	6.5	228	698	475 /69	C	B		72
	VS450CR1613	225/75R16C 121/120R	BSW	6.0	223	744	575 /83	C	B		72
VS450CR1614	235/65R16C 115/113R	BSW	7.0	240	712	475 /69	C	B		72	
VS450CR1616	235/65R16C 121/119R	BSW	7.0	240	712	575 /83	C	B		72	