




































COMMERCIAL VAN

Wheel Diameter	Item No.	Sizes Description	Sidewall Description	Standard Rim	Section Width (mm)	OA. Diameter (mm)	Max. Pressure (kpa/psi)				dB
12	MMC1202	145R12C 86/84Q	BLK	4.0	145	537	450/65	E	C		70
	MMC1201	155R12C 88/86Q	BLK	4.5	157	550	450/65	E	C		70
13	MMC1302	155R13C 88/86Q	BLK	4.5	157	578	450/65	E	C		70
	MMC1301	155R13C 90/88Q	BLK	4.5	157	578	450/65	E	C		70
	MMC1303	165R13C 91/89R	BLK	4.5	165	594	450/65	E	C		70
14	MMC1401	165/70R14C 89/87R	BLK	5.0	170	588	375/54	E	C		70
	MMC1402	175/65R14C 90/88T	BLK	5.0	177	584	375/54	E	C		70
	MMC1405	175/70R14C 95/93S	BLK	5.0	177	602	375/54	E	C		70
	MMC1407	175R14C 99/98R	BLK	5.0	178	634	450/65	E	C		71
	MMC1403	185R14C 102/100R	BLK	5.5	188	650	450/65	E	C		71
	MMC1404	195R14C 106/104R	BLK	5.5	198	666	450/65	E	C		71
	MMC1406	205R14C 109/107R	BLK	6.0	208	682	450/65	E	C		71
15	MMC1501	195R15C 106/104R	BLK	5.5	198	693	450/65	E	C		71
	MMC1502	195/70R15C 104/102R	BLK	6.0	201	655	450/65	E	C		71
	MMC1503	205/70R15C 106/104R	BLK	6.0	209	669	450/65	E	C		71
	MMC1504	215/65R15C 104/102R	BLK	6.5	221	661	450/65	E	C		72
	MMC1505	215/70R15C 109/107R	BLK	6.5	221	683	450/65	E	C		72
	MMC1506	225/70R15C 112/110R	BLK	6.5	228	697	450/65	E	C		72
16	MMC1601	175/75R16C 101/99R	BLK	5.0	175	668	475/69	E	C		71
	MMC1602	185/75R16C 104/102R	BLK	5.0	184	684	475/69	E	C		71
	MMC1603	195/60R16C 99/97T	BLK	6.0	201	640	475/69	E	C		71
	MMC1604	195/65R16C 104/102R	BLK	6.0	201	660	475/69	E	C		71
	MMC1605	195/75R16C 107/105R	BLK	5.5	196	698	475/69	E	C		71
	MMC1606	205/65R16C 107/105T	BLK	6.0	209	672	475/69	E	C		71
	MMC1607	205/75R16C 110/108R	BLK	5.5	203	714	475/69	E	C		71
	MMC1608	215/60R16C 103/101T	BLK	6.5	221	664	475/69	E	C		72
	MMC1609	215/65R16C 109/107T	BLK	6.5	221	686	475/69	E	C		72
	MMC1610	215/75R16C 113/111R	BLK	6.0	216	728	475/69	E	C		72
	MMC1611	225/65R16C 112/110T	BLK	6.5	228	698	475/69	E	C		72
	MMC1612	235/65R16C 115/113R	BLK	7.0	240	712	475/69	E	C		72