



TOURING MAX



Economical




4 Season




Stability




Drainage




Reinforced structure and special abrasion-resistant tread compound deliver extrapuncture resistance and load bearing capability with more mileage.



Continuous tread patterns on shoulder and solid shoulder ribs responsive handling and even wear.



Three main zigzag grooves combined with lateral blocks provide excellent ride stability and great traction on all kinds of road conditions.



White sidewall rib shows extraordinary appearance.

Wheel Diameter	Item No.	Sizes Description	Sidewall Description	Standard Rim	Section Width (mm)	OA. Diameter (mm)	Max. Pressure (kpa/psi)				
13	TMC1302	155R13C 90/88R	BSW	4.5	157	578	450/65	-	-	-	-
	TMC1301	165R13C 91/89R	BSW	4.5	165	594	450/65	-	-	-	-
14	TMC1401	185R14C 102/100R	WSW	5.5	188	650	450/65	-	-	-	-
	TMC1402	195R14C 106/104R	WSW	5.5	198	666	450/65	-	-	-	-
	TMC1403	205/75R14C 109/107R	WSW	5.5	203	664	475/69	-	-	-	-
15	TMC1501	185R15C 103/102R	WSW	5.5	188	674	450/65	-	-	-	-
	TMC1502	195R15C 106/104R	WSW	5.5	198	693	450/65	-	-	-	-
	TMC1503	205/75R15C 109/107R	WSW	5.5	203	689	475/69	-	-	-	-